



AKD Securities Limited  
REP019

# Federal Budget'26 The first sigh of relief



# Federal Budget FY25-26



**AKD Securities Limited**  
REP-019

June 11, 2025

## The first sigh of relief

**Fiscal Deficit to hit lowest since FY05:** The Federal Budget for FY26 is projected with a fiscal deficit of 3.9% of GDP — the lowest since FY05 — primarily due to an estimated 18.7% growth in tax revenues and a significant reduction in debt servicing and curtailed pension expenses. The reduction in debt servicing, along with increased reliance on PSDP funding through the provincial share and capital expenditures by SOEs, has created room for the highest increase in defense spending in the last 15 years. The government is aiming to stimulate economic growth through reforms focused on enhancing agricultural productivity, revitalizing industrial activity, promoting exports, and expanding the digital and IT sectors.

**Market to remain positive:** The budget is positive for the overall market, as the increase in the tax rate on profit from debt is expected to enhance the appeal of equities, in our view. Moreover, we believe the revised taxation on mutual fund (MF) dividends — now contingent upon the proportion of income derived from average annual investments in debt securities and equities — will encourage MFs to shift funds toward equities. The government's increased reliance on Islamic financing instruments is also positive for the PSX. Additionally, the government's push for documentation through higher taxation on cash withdrawals and restrictions on asset purchases by non-filers is expected to benefit the banking sector in the long run. The allowance of tax credit for interest paid on low-cost housing loans, along with the reduction in withholding tax on property purchases and removal of FED on property transfers, is a material positive for the cement and steel sectors.

**Tax targets demands increased coordination with provinces:** The government has set an attainable tax revenue increase target of 18.7% in the context of a nominal GDP growth of 12.7% for FY26. This requires additional taxation measures of ~Pkr680bn achievable through improved revenue mobilization, particularly FBR taxation reforms. Moreover, fiscal deficit demands progressing on comprehensive fiscal reforms in coordination with provinces as indicated in 45.1% higher provincial transfers and enhanced reliance on provinces for PSDP allocation. In this regard, the National Fiscal Pact is an important step to rebalance intergovernmental relationships.

**First glimpse of relief for taxpayers:** For the first time in nearly a decade of aggressive revenue measures, the government has extended some relief, such as reduced tax rate for the salaried class, along with a modest 0.5% reduction in the super tax rate for income between Pkr200mn and Pkr500mn. Additionally, it has reduced customs duties, additional customs duties, and regulatory duties as part of its tariff rationalization plan.

**Focus on climate change:** The introduction of a carbon levy on Motor Spirit, High-Speed Diesel, and Furnace Oil at a rate of Pkr2.5/ltr, and channeling of additional levies on internal combustion engine through the new Energy Vehicle Adoption Levy Bill to fund EV adoption, is expected to encourage the uptake of electric vehicles. The government has allocated Pkr9bn in subsidies for EV adoption.

**PSX—Winners and losers:** The budget is positive for the cement and construction materials sectors, supported by a significantly higher overall PSDP allocation of Pkr4.2tn for the coming year, a gradual increase in GST rates for FATA/PATA, and the abolishment of FED on first time property purchases. Moreover, the clearance of circular debt is expected to improve the cash flow position across the entire energy chain, while the documentation drive should benefit the banking sector. However, the increase in the tax rate on profit from debt and higher withholding tax on cash withdrawals for non-filers could negatively impact banking deposit growth in the short term. Additionally, a higher Petroleum Development Levy (PDL) allocation would help shield OMCs and refineries from inventory losses amid declining crude prices. Our top picks include: OGDC, PPL, PSO, FFC, ENGROH, MEBL, MCB, HBL, LUCK, FCCL, INDU, and SYS.

AKD Research  
research@akdsl.com  
+92-111-253-111 (639)

Prices as of: Jun 10, 2025  
KSE-100 Index 122,024.44

KSE— ALL MARKET CAPITALIZATION  
Pkr 14,768bn (US\$52.33bn)

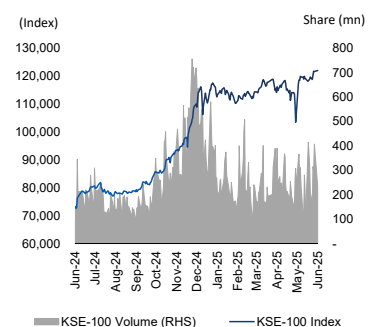
1Yr KSE-ALL SHARE AVG ADT VALUE  
Pkr37,228mn (US\$133.40mn)

### Key Macro targets stipulated in FY26 Budget

	Indicator
GDP Growth (%)	4.2%
Fiscal Deficit (% of GDP)	3.9%
Primary Balance (% of GDP)	2.4%
FBR Revenue Collection (PkrRtn)	14.1
Total Expenditure (PkrRtn)	17.6
Interest Expense (PkrRtn)	8.2
PSDP - Federal (PkrRtn)	1.0
Petroleum Levy Target (PkrRtn)	1.5

Source: MoF & AKD Research

### KSE100 Index Performance



Source: PSX & AKD Research

## Major budgetary measures

Sector	Impact	Budgetary Measure
Capital Markets	Positive	Dividend income from mutual funds to be taxed at 25% and 15% depending on the share of income earned each year from investments in debt securities and stocks, respectively
		Withholding tax on interest income from savings and fixed deposits increased to 20% (from 15%)
Corporates	Positive	Super tax for corporates earning between Pkr200mn–Pkr500mn reduced by 0.5%
Banks	Neutral	Enhanced efforts announced to formalize the cash-based economy and expand the tax base
		Depreciation of Right-of-Use assets and interest on finance leases under IFRS 16 disallowed as deductible expenses
Cements & Steel	Positive	Increase in WHT on cash withdrawals by non-filers to 0.8% from 0.6%
		PSDP Budget set at Pkr4.2tn (vs. Pkr3.7tn budgeted during FY25)
		Tax credit allowed on interest payments on loans taken for the construction or purchase of a personal house/flat
		GST exemption abolished on import of industrial inputs, plant & machinery for industries in FATA/PATA and supplies within FATA/PATA, with GST rate to gradually rise from 10% in FY26 to 16% by FY29.
Fertilizers	Neutral	CD and ACD reduced to 10% and 0%, respectively, on finished long and flat-steel products
		CD increased to 5% from 0% on waste/scrap of cast iron
		Federal Excise Duty (FED) on the first sale of commercial and residential properties abolished
OMCs	Positive	Removal of previously budgeted subsidy of Pkr3bn for the production and supply of urea fertilizer
		Mark-up subsidy of Pkr7.0bn granted to farmers
E&P	Positive	PDL collection target set at Pkr1.47tn for FY26
		New carbon levy introduced at Pkr2.5/liter on MS, HSD and RFO for FY26, to be increased to Pkr5.0/liter in FY27
		CD and ACD reduced to 10% and 0% on petroleum products across the board
Food	Positive	Clearance of power circular debt to stand as a positive measure
		Planned competitive bidding rounds and revisions in petroleum policy to enhance exploration activity
Power	Positive	No subsidy budgeted for RLNG diversion to SNGPL during FY26
		Clearance of power circular debt to stand as a positive measure
Automobiles	Negative	Withdrawal of GST on buns and rusks, previously taxed at 10%
		Power sector subsidy for FY26 set at Pkr1.1tn (vs. Pkr1.2tn in FY25)
Textiles	Neutral	GST exemption on local supply of solar units withdrawn; now taxed at standard 18% GST rate
		Amendment in NEPRA act to adjust Debt Servicing Surcharge on case to case basis in order to clear Pkr2.3tn Circular debt through cheaper refinancing.
Automobiles	Negative	Introduction of levy under the National Electric Vehicle (NEV) Policy on ICE vehicles based on engine capacity
		Standard 18% GST now applicable on locally assembled vehicles below 850cc.
Textiles	Neutral	Duty rationalization on key textile inputs, including cotton yarn and linen
		Higher subsidy allocation under the Export Finance Scheme (EFS)

# Pakistan Economy



# Budget aims at lowering the fiscal deficit through unprecedented measures

(PkrBn)	FY25BE	FY25R	FY26BE
<b>Revenue Receipts</b>			
Tax Revenues	12,970	11,900	14,131
Direct	5,512	5,826	6,902
Income tax	<b>5,454</b>	<b>5,749</b>	<b>6,811</b>
Indirect	7,458	6,074	7,229
Customs Duties	<b>1,591</b>	<b>1,316</b>	<b>1,588</b>
Sales Tax	<b>4,919</b>	<b>3,984</b>	<b>4,753</b>
Federal Excise	<b>948</b>	<b>774</b>	<b>888</b>
Non-Tax Revenue	4,845	4,902	5,147
Gross Revenue Receipts	17,815	16,802	19,278
Less: Provincial Transfers	7,438	6,997	8,206
Net Revenue Receipts	10,377	9,805	11,072
<b>Expenditures</b>			
Current Expenditure	17,203	16,154	16,286
Debt Servicing	9,775	8,930	8,207
Defense	2,122	2,152	2,550
Grants	1,777	1,664	1,928
Subsidies (current)	1,363	1,418	1,186
Subsidy to WAPDA/PEPCO	909	1,016	910
Subsidy to KESC	263	175	125
Subsidy to Petroleum	18	18	1
Subsidy to USC	65	65	15
Subsidy to PASSCO	12	12	20
Subsidy to others	96	133	114
Others	2,166	1,990	2,415
Development Expenditure	1,400	983	1,000
Net Lending	274	85	287
Total Expenditure (Federal)	18,877	17,249	17,573
Federal Fiscal Deficit	(8,500)	(7,444)	(6,501)
Est. Provincial Cash Balance	1,217	1,009	1,464
Consolidated Fiscal Deficit	(7,283)	(6,435)	(5,037)
As % of GDP	-5.9%	-5.6%	-3.9%
Primary Balance	2,492	2,495	3,170
As % of GDP	2.0%	2.2%	2.4%
GDP	124,150	114,692	129,567



## Targeting 18.7% growth in tax collection with 4.2% GDP growth

### GDP Growth



FY25P: 2.7%  
FY26B: 4.2%

### Inflation



FY26B: 7.5%

### Agriculture



FY26B: 4.5%

### Industrial



FY26B: 4.3%

### Services



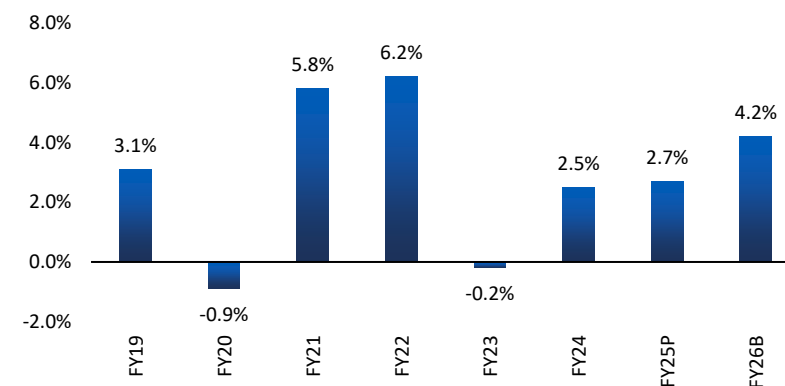
FY26B: 4.0%

- Overall, the GoP is targeting FBR revenue of PkR14.1tn for FY26, which is up 18.7%YoY compared to the revised FY25 numbers. The tax collection growth target is aggressively set in the context of nominal GDP growth of 12.9% demanding additional raising of ~PkR690bn. However, the government has relied equally on direct taxes and indirect taxes for the tax collection measures. The primary balance target is better than the IMF estimates while FBR revenue collection target is slightly lower.
- Simultaneously, within Budget'26, gov't has tried to reduce burden on salaried class while rationalizing pension entitlements to curtail pension expense. However, slight reduction in super tax by 0.5% up to PkR500mn profit indicates that super tax has been peaked. Gov't has also allocated revenue of PkR86.5bn from privatization proceeds.
- Total expenditure is paltry up by 1.8%YoY to PkR17.6tn, primarily due to decline in debt repayments by 8.1% in FY26 while current expenditures budgeted at PkR16.3tn. Interest payments will be reduced to 74.1% of federal net revenue receipts from 91.1% in FY25. The fiscal deficit for the year is projected at 3.9% of GDP, lowest since FY05, with a primary surplus of 2.4% of GDP, compared to a fiscal deficit of 5.6% and primary surplus of 2.2% expected in FY25. Overall, the fiscal deficit target depends on the recovery of PkR1.5tn in surplus from provinces, which is 45% more than collection estimated for last year.

### Pakistan GDP at constant prices (%)

	FY24	FY25P	FY26B
<b>Agricultural sector</b>	<b>6.4%</b>	<b>0.6%</b>	<b>4.5%</b>
Important Crops	17.1%	-13.5%	6.7%
Cotton ginning	47.2%	-19.0%	7.0%
Livestock	4.4%	4.7%	4.2%
<b>Industrial Sector</b>	<b>-1.4%</b>	<b>4.8%</b>	<b>4.3%</b>
Manufacturing	3.0%	1.3%	4.7%
Large Scale	0.9%	-1.5%	3.5%
Energy	-19.9%	28.9%	3.5%
Construction	-1.1%	6.6%	3.8%
<b>Services sector</b>	<b>2.2%</b>	<b>2.9%</b>	<b>4.0%</b>
Wholesale & Retail trade	3.3%	0.1%	3.9%
Communication etc.	4.3%	6.5%	5.0%
General Govt. services	-7.0%	9.9%	3.0%
<b>GDP</b>	<b>2.5%</b>	<b>2.7%</b>	<b>4.2%</b>

### GDP growth set to surpass 4% in FY26...



Source: MoF & AKD Research



## Mark up on debt now lower than Net Federal Receipts

### Tax Revenue



FY25P: 10.4% of GDP  
FY26B: 10.9% of GDP

### Expenditure



FY25P: 15.0% of GDP  
FY26B: 13.6% of GDP

- On the non-tax side, the big ones are the SBP Profit and collections from Petroleum Levy. On the former, we believe collection target is realistic given higher level of securities purchased under agreement to resell and purchase of government securities even if interest rates decline to single digit. Moreover, Petroleum levy target of PkR1.47tn could be achievable with current level of petroleum levy and newly introduced carbon tax even with zero volumetric growth.
- Within Current Expenditures, the biggest head as can clearly be seen on the right is the mark-up on domestic debt, but the quantum is reduced by 8.1%. At PkR8.2tn, mark up on debt is reduced to 74.1% of net receipts for the Federal Govt. at PkR11.1tn compared to 91.1% of net receipts of last year. Significant reduction in debt servicing along with pension reforms created room to increase defense spending by 18.5%YoY, the highest increase since FY11.
- Defense expenditures are projected at PkR2.6tn while subsidies have been budgeted at PkR1.2tn, about 16.2% lower than revised FY25 projections. Within subsidies, electricity head forms the bulk of subsidy amount with Subsidy to WAPDA/PEPCO at PkR910bn and subsidy to KEL at PkR125bn.

### Revenue Receipts

(PkRbn)	Budget 2024-25	Revised 2024-25	Budget 2025-26
<b>FBR Taxes (I + II)</b>	<b>12,970</b>	<b>11,900</b>	<b>14,131</b>
<b>I. Direct Taxes</b>	<b>5,512</b>	<b>5,826</b>	<b>6,902</b>
Income Tax	5,454	5,749	6,811
Capital Value Tax	16	15	17
Workers Welfare Fund	17	22	26
Workers Profit Participation Fund	26	40	48
<b>II. Indirect Taxes</b>	<b>7,458</b>	<b>5,531</b>	<b>7,229</b>
Customs Duties	1,591	1,316	1,588
Sales Tax	4,919	3,984	4,753
Federal Excise	948	774	888

### Non tax Revenue Receipts

(PkRbn)	Budget 2024-25	Revised 2024-25	Budget 2025-26
PTA (4G Licenses)	33	27	22
Dividends	139	198	206
SBP Profit	2,500	2,620	2,400
Petroleum Levy	1,281	1,161	1,468
Mark up (PSEs & Others)	198	198	188
Off the Grid	0	0	105
<b>Total</b>	<b>4,845</b>	<b>4,902</b>	<b>5,147</b>

Source: MoF & AKD Research

## Debt Servicing



FY25P: PkR8.93tn  
FY26B: PkR8.21tn

## Pension



FY25P: PkR1.01tn  
FY26B: PkR1.06tn

## Levy



FY25P: PkR1.16tn  
FY26B: PkR1.47tn

- On the Capital Receipts side, local financing is projected at PkR3.3tn in FY26 compared to PkR0.9tn expected in FY25, which implies lower OMO injections as witnessed in previous years. Within domestic capital receipts, Ijara Sukuk Bonds stands as the biggest mode of financing with PkR1.1tn to be raised through the instrument(s). This is also in line with Government's stated agenda of moving towards Islamic financing.
- The second largest source of financing are expected to be Govt. Bai-Muajjal Ijara Sukuk, through which gov't is targeting to raise PkR897bn compared to PkR88.4bn in revised FY25 budget. While PkR500bn of incremental debt has been targeted through T-bills compared to retirement of PkR1.2tn revised target for FY25, whereas only PkR147.4bn is targeted through PIBs. This aggressive shift to Islamic mode of financing would also lower gov't debt cost given local investor preference for these papers.
- On the external financing front, Pakistan is projecting gross financing at PkR5.8tn and net financing at PkR106bn. This target is quite realistic given better credit rating on the back of improving macroeconomic situation of the country amid currency stability. This time around Pakistan may tap Chinese market through issuance of Panda bonds along with raising foreign commercial debt as well.

## Non tax Revenue Receipts

(PkRbn)	Budget 2024-25	Revised 2024-25	Budget 2025-26
PTA (4G Licences)	33	27	22
Dividends	139	198	206
SBP Profit	2,500	2,620	2,400
Petroleum Levy	1,281	1,161	1,468
Mark up (PSEs & Others)	198	198	188
Off the Grid	0	0	105
<b>Total</b>	<b>4,845</b>	<b>4,902</b>	<b>5,147</b>

## Current Expenditure

(PkRbn)	Budget 2024-25	Revised 2024-25	Budget 2025-26
Mark up on Domestic Debt	8,736	7,907	8,207
Mark up on Foreign Debt	1,039	1,039	1,009
Pension	1,014	1,014	1,055
Defense Affairs & Services	2,122	2,181	2,550
Grants and Transfers	1,777	1,761	1,928
Subsidies	1,363	1,378	1,186
Running on Civil Government	839	886	971
Others	313	223	-620
<b>Current Expenditure</b>	<b>17,203</b>	<b>16,390</b>	<b>16,286</b>

## Net Capital Receipts

(PkRbn)	Budget 2024-25	Revised 2024-25	Budget 2025-26
Pakistan Investment Bonds (PIBs)	205	315	147
Ijara Sukuk Bonds	2,313	1,127	1,100
Treasury Bills	-	-1,221	500
Bai-Muajjal Ijara Sukuk	0	88	897
Recoveries of loans from provinces	480	480	584

## 5Es Revolution: Pakistan's bold leap

**URAAN Pakistan – 5Es based National Economic Transformation Plan, comprising Exports, E-Commerce, Environment, Energy, and Equity, forms the foundation of the government's strategy for inclusive and sustainable growth. It focuses on export-driven growth, digital transformation, environmental sustainability to ensure water and food security, access to affordable energy and infrastructure development, as well as promoting social equity, empowerment.**

**Macroeconomic Framework – Growth, Investment & Savings:** The Gross Domestic Product (GDP) growth for the fiscal year stood at 2.7%, marking a modest increase from 2.5% recorded in FY23-24. Looking ahead to FY25-26, the economic outlook is anchored by a targeted GDP growth of 4.2%. The agricultural sector is set to achieve growth of 4.5%, driven by government initiatives under the URAAN Pakistan framework, improved input availability, and gradual adaptation to challenging climatic conditions. Building on the macroeconomic stability realized in FY24-25, the industrial sector aims to sustain its growth momentum with a target of 4.3%, supported by a projected 3.5% expansion in Large-Scale manufacturing (LSM), positive growth of 3.0% in mining and quarrying, and a resilient construction sector. The services sector is targeted to expand by 4.0%, propelled by increased economic activity in commodity-producing sectors.

Manufacturing sector remains a vital pillar of Pakistan's economy, to support these sectors, the government is implementing targeted development initiatives. For FY25-26, 10 projects are planned in the manufacturing sector with a budget of PkR1,904.3mn. Two additional initiatives to facilitate trade and one to promote the mineral sector are allocated PkR400mn and PkR718.6mn, respectively. For FY25-26, the development agenda includes port infrastructure upgrades, operationalization of the Blue Economy Centre in Gwadar, and expansion of the Pakistan National Shipping Corporation (PNSC) fleet. Targets include achieving 3.5mn TEUs in container throughput and US\$400mn in fisheries exports.

**Investments in IT:** Investments in broadband expansion, 5G rollout, and satellite technology, such as PakSat MM-1 and the broader Space Vision 2040, bridge the urban–rural divide and enhance digital access, e-governance, healthcare, and disaster management. In FY24-25, PkR48bn was allocated to the ICT sector, advancing mobile and broadband penetration, particularly in underserved areas. For FY25-26, the focus will shift toward scaling up startups, expanding freelancing opportunities, enhancing digital connectivity, and promoting local manufacturing. Flagship initiatives such as the PM's IT Startups and Venture Capital Fund, e-Rozgaar, and semiconductor workforce development aim to position Pakistan as a regional ICT hub and drive inclusive digital growth.

**Education:** For FY25-26, the Annual Plan prioritizes expanding access to higher education, especially for underserved groups, accelerating digital transformation in universities, strengthening research capacity, and enhancing data and performance monitoring through a robust Quality Assurance Framework. In FY25-26, 170 projects at a total cost of PkR394bn have been earmarked. This includes one 159 ongoing and 11 new projects.

**Climate resilience:** For FY25-26, PkR3.5bn is proposed for ongoing climate projects, with PkR2.860bn earmarked for afforestation. The Pakistan Meteorological Department seeks PkR748.8mn to upgrade meteorological infrastructure and forecasting systems. Complementary initiatives include the US\$155mn RAM microfinance project, US\$901mn CDREP programme, Green Sukuk, and the Sovereign Sustainable Financing Framework.

**Food Security:** The Annual Plan 2025–26, under the URAAN Pakistan framework, focuses on agricultural policy reform, adoption of climate-smart technologies, soft credit facilities, and market deregulation. Strategic actions include digitized disease surveillance, advanced agricultural research, and promotion of aquaculture. These initiatives aim to improve productivity, competitiveness, and climate resilience while ensuring equitable and sustainable food systems.

**Energy & Infrastructure:** For FY25-26, major projects include Dasu HPP (2,160 MW), Tarbela Extension (1,410 MW), Diamer Basha HPP (4,500 MW), and implementation of the Energy Efficiency and Conservation (EE&C) Plan targeting a reduction of 9 MTOE in primary energy consumption.

**Water Resource Development:** By FY25–26, 23 of 59 water sector projects are expected to be completed. Allocations focus on mega dam construction, canal rehabilitation, water supply systems, and flood defences. Climate-resilient infrastructure and water conservation are key to ensuring long-term sustainability.

**China–Pakistan Economic Corridor (CPEC):** Phase II prioritizes industrial cooperation, agricultural modernization, science and technology collaboration, and socioeconomic uplift. Its five thematic corridors, namely Growth, Innovation, Green Development, Regional Connectivity and Openness, and Livelihood Improvement, align with URAAN Pakistan to promote inclusive and sustainable growth.

**Labor, Employment & Skill Development:** The Annual Plan 2025–26 seeks to strengthen the quality of training through the National Vocational Qualification Framework (NVQF), clarify institutional mandates, and introduce innovative financing models. In line with the URAAN Pakistan and SDGs, the strategy emphasizes high-tech skills, e-learning, and entrepreneurship to enhance employability, attract investment, and reduce trade imbalances.

**Balanced Development – Focus on Less Developed Regions:** For FY25-26, the focus remains on inclusive growth, infrastructure expansion, and environmental sustainability. Special block allocations for AJ&K and GB and continued implementation of the Ten-Year Development Plan for NMDs aim to strengthen service delivery, promote economic diversification, and enhance regional integration. These efforts align with the SDGs and the URAAN Pakistan framework, ensuring resilience and socio-economic uplift in underserved regions.

**Moving Towards Just Development – Addressing the Contours of Deprivations:** Annual Plan 2025–26 focuses on strengthening social protection systems, including digitizing Workers Welfare Fund disbursements, investing in human capital, integrating climate action, and promoting cross-sector partnerships. Key programs like BISP, PPAF, and SMEDA aim to foster inclusion, resilience, and livelihoods.

**Governance and Institutional Reforms:** For FY25–26, Pkr17bn, including Pkr12.8bn in foreign assistance, has been proposed for governance sector initiatives under PSDP, reflecting a decrease of 39.2% over the previous year. The reform agenda focuses on enhancing public sector efficiency through improved public financial management, tax administration, digitization of court processes, e-procurement, and regulatory reforms. Further initiatives include automation to broaden the tax base, promote ease of doing business through One-Stop-Shop models, and legislative reforms to create a more enabling environment for private sector growth. These measures are expected to improve governance indicators and serve as key enablers for the successful implementation of development programs across sectors, which align with the URAAN Pakistan vision for sustainable socio-economic development.

#### Balance of Payments (US\$mnn)

	Actual	FY24-25		FY25-26
	FY23-24	Target	Revised Estimates	Target
Current Account Balance	-2,072	-3,707	1,525	-2,116
Balance of Trade in Goods	-22,177	-24,941	-25,452	-29,929
Exports of Goods FOB	30,980	32,341	32,851	35,282
Import of Goods FOB	53,157	57,283	58,303	65,211
Balance of Trade in Services	-3,110	-2,738	-3,201	-4,465
Exports of Services	7,691	8,169	8,287	9,550
Import of Services	10,801	10,907	11,488	14,015
Exports of Goods & Services	38,671	40,510	41,138	44,832
Balance of Primary Income	-8,986	-7,648	-8,617	-8,498
Balance of Secondary Income	32,201	31,620	38,795	40,777
Worker's Remittances	30,251	30,278	37,452	39,437

Source: MoF & AKD Research

## Key Goals for the National Economic Transformation Plan

Measure	Unit	2023-24 Baseline	2028-29 Target
<b>Macroeconomics</b>			
GDP Growth	%	2.5	6
Per Capita Income	US\$	1,662	2,405
Investment	% of GDP	13.1	17
Inflation	%	23.4	6.2
Exports (G&S)	US\$ Billion	39	63
Current Account Deficit	% of GDP	-0.2	-1
IT Exports	US\$ Billion	3.2	10
<b>Enabling Environment</b>			
Start-ups per annum	No.	300	10,000
Regulatory Framework	% Readiness	59.1	67
Operational Efficiency	% Readiness	65.9	71
Primary Energy Supply	Million TOE	82.6	114
<b>Fiscal</b>			
Tax-to-GDP Ratio	% of GDP	9.5	13.5
Public Debt	% of GDP	67	60
<b>Social Sector</b>			
Education Spending	% of GDP	2.1	4
Net Primary Enrollment	%	64	72
Access to Higher Education	%	9	15
Immunization Coverage	%	70	80
Deliveries Assisted by Skilled Birth Attendant	%	68	85
Household-Owned Dwelling Unit	%	82	90
Households with an Improved Source of Drinking Water	%	94	100
Improved Toilet Facility	%	68	80
With a Specific Place of Hand Washing	%	54	70
<b>Zero Poverty and Hunger</b>			
Food Insecurity	%	16	8
Multidimensional Poverty	% Headcount	41.6	21
National Poverty Headcount	%	21.4	12
Infant Mortality Rate	per 1000	51	40
Gender Parity Index	Index	0.9	1
<b>Transport Sector (Infrastructure)</b>			
Length / Road Density	Km / (no.)	501K / 0.6	517K / 0.7
EVM (Electric Vehicles)	%	0-3.0	25
Track Length	Kilometers	7,791	8,100
Freight Share Road	%	96	90
Freight Share Railways	%	4	10
<b>Water Resource Sector</b>			
Water Availability at Farmgate	MAF	63.3	84.2
Increase in Water Storage Capacity	MAF	13.5	23.5
Increase in Water Use Efficiency	%	40	70

Source: MoF &amp; AKD Research

# Tariff Rationalization

Govt. has reduced import duties in the budget under the National Tariff Policy 2025–30. As per the revised structure, new Customs Duty (CD) slabs of 5%, 10%, and 15% have been introduced, replacing the existing 3%, 11%, and 16% slabs. Moreover, 0% tariff has been extended to 916 PCT codes, while CD has been reduced on 2,624 PCT codes.

Additional Customs Duty (ACD) has been revised downward to 0%, 2%, 4%, and 6%, from the earlier 2%, 4%, 6%, and 7%, respectively. Regulatory Duty (RD) has been removed on 554 PCT codes and reduced on 595 PCT codes, with the maximum RD rate brought down from 90% to 50%. Furthermore, ACD and RD are planned to be completely phased out over the next 4 and 5 years, respectively. Additionally, the Fifth Schedule of the Customs Act is also scheduled for gradual elimination over the next 5 years. However, we await the issuance of the relevant SRO for a detailed breakdown of the revised ACD and RD structure.

## Sector-wise tariff change under Tariff Rationalization Plan

	Old		New		Impact
	CD	ACD	CD	ACD	
<b>Automobile</b>					
4x4 CBU - 850-1,000cc	55%	7%	55%	6%	Increase in market share of imported vehicle; margin pressure for local assemblers.
New vehicles 1,000-1,500cc	60%	7%	60%	6%	Increase in market share of imported vehicle; margin pressure for local assemblers.
Old & used sport vehicle 1,300-1,500cc	60%	7%	60%	6%	Increase in market share of imported vehicle; margin pressure for local assemblers.
Sport vehicles 1,500-1,800cc	75%	7%	75%	6%	Increase in market share of imported vehicle; margin pressure for local assemblers.
4x4 - 1,800-3,000cc	100%	7%	100%	6%	Increase in market share of imported vehicle; margin pressure for local assemblers.
Auto parts/ CKD kits	35%	7%	35%	6%	Would partially offset adverse impact of CBU duty reduction.
<b>Tyres</b>					
Used on motor cars	16%	4%	15%	2%	Impact market share of local tyre manufacturers
<b>Textile</b>					
Cotton Linters	16%	4%	15%	2%	Lower input cost for imports; positive for the textile sector.
Cotton yarn	11%	2%	10%	0%	Lower cost for importers; negative for local spinners, positive for value-added exporters.
Linen & Other woven from vegetables	16%	2%	5%	0%	Lower input cost for end-chain textile players like IMAGE; negative for weavers.
Other woven fabrics of cotton	16%	4%	15%	2%	Lower input cost for end-chain textile players like IMAGE; negative for weavers.

	Old		New		Impact
	CD	ACD	CD	ACD	
<b>Cement</b>					
Cement clinkers	11%	2%	10%	0%	Not material; main cost driver is transportation.
White cement, Aluminous, & other hydraulic cement	20%	6%	20%	4%	Not material; main cost driver is transportation.
<b>Coal</b>					
Anthracite, Bituminous, Lignite, & Peat coke	3%	2%	5%	0%	CD increase offset by ACD removal; overall neutral
<b>Petroleum</b>					
Motor spirit	0%	2%	0%	0%	Will reduce price of petroleum products
J.P.1	3%	2%	0%	0%	Will reduce price of petroleum products
Spirit type jet fuel	0%	2%	0%	0%	Will reduce price of petroleum products
Kerosene	0%	2%	0%	0%	Will reduce price of petroleum products
High speed diesel oil	11%	2%	10%	0%	Will reduce price of petroleum products
Furnace-oil	11%	2%	5%	0%	Will reduce price of petroleum products
Lubricating Oils	20%	6%	20%	4%	Will reduce price of petroleum products
Base Oil	11%	2%	10%	0%	Will reduce price of petroleum products
<b>Chemicals</b>					
Ethylene	0%	2%	0%	0%	Lower input cost for PVC; would partially offset primary margin pressure for EPCL.
Ethylene dichloride	0%	2%	0%	0%	Lower input cost for PVC; would partially offset primary margin pressure for EPCL.
Vinyl chloride	0%	2%	0%	0%	Lower input cost for PVC; would partially offset primary margin pressure for EPCL.
PVC (Emulsion grade)	11%	2%	10%	0%	Would negatively impact primary margins of EPCL.
PVC (Plasticised)	20%	6%	15%	4%	Would negatively impact primary margins of EPCL.
PTA	16%	0%	5%	0%	Would affect primary margins of LOTCHEM.
Caustic soda (Solid)	20%	0%	20%	0%	-
Caustic soda (Aqueous)	16%	4%	15%	2%	Margins pressure for EPCL, ICL, SITC.
Hydrogen peroxide	11%	2%	10%	0%	Margins compression for EPCL, DOL, SPL.
Calcium Carbide	11%	2%	10%	0%	Margins attrition for GWCL
Soda Ash	11%	2%	10%	0%	Would marginally impact margins of LCI.
Polyester yarn	11%	2%	10%	0%	Negative for primary margins of LCI.

# Key Budgetary Measures

- Carbon levy introduced at PkR2.5/liter on MS, HSD, and RFO for FY26; to be raised to PkR5.0/liter in FY27.
- Withholding tax (WHT) on profit/interest income from savings and fixed deposits increased to 20% (vs. 15% previously), excluding National Saving Certificates.
- Tax on dividend of mutual funds to be taxed at 25%, contingent upon proportional income derived from avg. annual investments in debt securities.
- Pension income exceeding PkR10mn annually now subject to 5% income tax.
- WHT on cash withdrawals (non-filers) raised to 0.8% (from 0.6%) for withdrawals exceeding PkR50,000.
- Capital gains tax for non-residents on government securities through SCRA with holding periods under 12 months raised to 20% (vs. 10% previously).
- Minimum tax loss carry-forward period for corporates reduced from 3 years to 2 years.
- Assumed minimum annual rental income set at 4% of the fair market value for commercial properties.
- Withholding Tax on payment of digital transactions set to be raised to 2% (from 1% previously).
- GST exemption abolished on import of raw materials, plant & machinery for industrial units in FATA/PATA, with GST rate to gradually rise from 10% in FY26 to 16% by FY29.
- Standard 18% GST now applicable on
  - i) below 850cc locally assembled vehicles,
  - ii) sales via e-commerce platforms, and
  - iii) local supply of solar panels.
- Advanced tax on sale or transfer of immovable properties revised upwards to 4.5%/5.0%/5.5% from 3.0%/3.5%/4.0%, respectively.
- New 5% levy introduced on cross-border transactions for goods/services, including digital ad payments through social media.
- Rate of new levy under National Electric Vehicle Policy:
  - i) 1% of invoice price on ICE vehicles with engine capacity < 1,300 cc
  - ii) 2% of invoice price on ICE vehicles with engine capacity between 1,300–1,800 cc
  - iii) 3% of invoice price on ICE vehicles with engine capacity > 1,800 cc
  - iv) 1% of invoice price on buses and trucks

- Income tax exemption for venture capital firms withdrawn.
- Super tax for corporates earning between PkR200mn–PkR500mn reduced by 0.5%.
- Salary tax slabs rationalized to 1%, 11%, and 23% (vs. 5%, 15%, and 25%) for incomes up to PkR1.2mn, PkR2.2mn, and PkR3.2mn, respectively. Moreover, super tax surcharge on high earners reduced from 10% to 9%.
- National Tariff Policy introduced, with gradual reduction in ACDs, RDs and CDs. i) ACDs will be gradually reduced to 0% in 4 years, ii) RD will be reduced to 0% in 5 years, and iii) 5th schedule to be abolished in 5 years.
- Income and WHT exemptions for FATA/PATA extended by one year.
- WHT on purchase of immovable properties revised down to 2.5%/2.0%/1.5% from 4.0%/3.5%/3.0%, respectively.
- Tax credit for interest paid on debt obtained for construction or acquisition of a house of 250 sq. yd. and a flat having 2,000 sq ft. or less area.



# Proposed Changes In Salary Tax & Super Tax

## Budget - Proposed Changes In Salary Tax Rate

S#	Taxable Income	Old Rate of Tax	New Rate of Tax
1	Where taxable income does not exceed PkR600,000/-	0%	0%
2	Where taxable income exceeds PkR600,000 but does not exceed PkR1,200,000	5% of the amount exceeding PkR600,000/-	1% of the amount exceeding PkR600,000/-
3	Where taxable income exceeds PkR1,200,000 but does not exceed PkR2,200,000	PkR30,000 + 15% of the amount exceeding PkR1,200,000/-	PkR6,000 + 11% of the amount exceeding PkR1,200,000/-
4	Where taxable income exceeds PkR2,200,000 but does not exceed PkR3,200,000	PkR180,000 + 25% of the amount exceeding PkR2,200,000/-	PkR116,000 + 23% of the amount exceeding PkR2,200,000/-
5	Where taxable income exceeds PkR3,200,000 but does not exceed PkR4,100,000	PkR430,000 + 30% of the amount exceeding PkR3,200,000/-	PkR346,000 + 30% of the amount exceeding PkR3,200,000/-
6	Where taxable income exceeds PkR4,100,000	PkR700,000 + 35% of the amount exceeding PkR4,100,000/-	PkR616,000 + 35% of the amount exceeding PkR4,100,000/-

## Budget - Proposed Changes In Super Tax

S#	Taxable Income	Old Rate of Tax	New Rate of Tax
1	Where income does not exceed PkR150mn	0% of the income	0% of the income
2	Where income exceeds PkR150mn but does not exceed PkR200mn	1% of the income	1% of the income
3	Where income exceeds PkR200mn but does not exceed PkR250mn	2% of the income	1.5% of the income
4	Where income exceeds PkR250mn but does not exceed PkR300mn	3% of the income	2.5% of the income
5	Where income exceeds PkR300mn but does not exceed PkR350mn	4% of the income	3.5% of the income
6	Where income exceeds PkR350mn but does not exceed PkR400mn	6% of the income	5.5% of the income
7	Where income exceeds PkR400mn but does not exceed PkR500mn	8% of the income	7.5% of the income
8	Where income exceeds PkR500mn	10% of the income	10% of the income

# Sectors Review

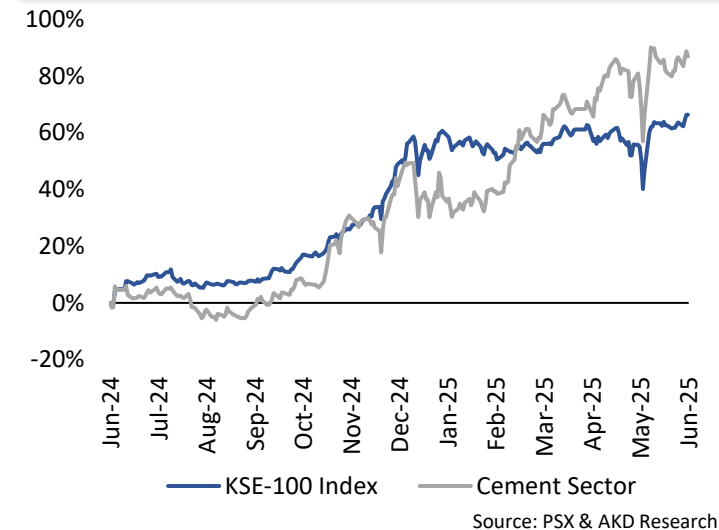
## Key Measures

- ❑ Total federal PSDP allocation for FY26 is set at PkR1.0tn (↓9% against FY25 budgeted allocation). Additionally, provincial PSDP allocation is PkR2.87tn (↑20%YoY), bringing total PSDP allocation to PkR4.2tn (↑15%YoY).
- ❑ GST exemption abolished on import of industrial inputs, plant & machinery for industries in FATA/PATA and supplies within FATA/PATA, with GST rate to gradually rise from 10% in FY26 to 16% by FY29.
- ❑ Individuals can claim a tax credit for interest paid on a loan used to build or buy a personal house (upto 2,50sq. yd.) or flat (upto 2,000sq. ft).
- ❑ WHT on purchase of immovable properties revised down to 2.5%/2.0%/1.5% from 4.0%/3.5%/3.0%, respectively. At the same time, transfer or sale of immovable properties have been revised upwards to 4.5%/5.0%/5.5% from 3.0%/3.5%/4.0%, respectively.
- ❑ Reduction in ACD to 0% (from 2%) and rationalization of CD to 10% (from 11%) on steel products i.e. long and flat-steel products (CRC and HDGC).

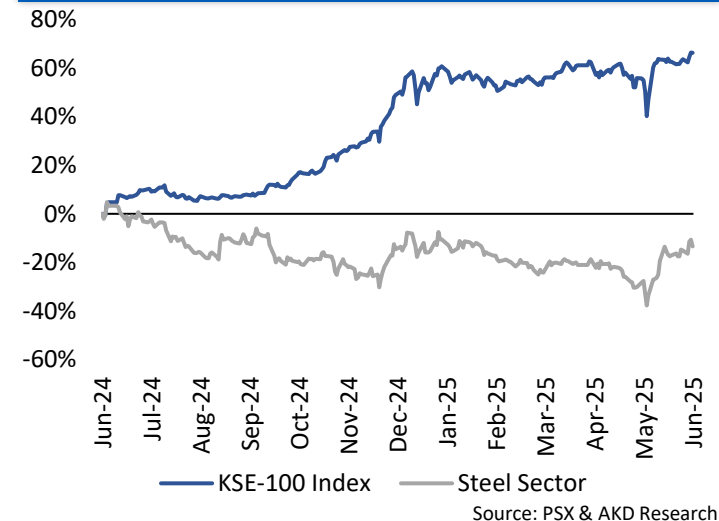
## Comments

- ❑ Despite a decline in the federal PSDP, we expect improved overall utilization this year due to the higher allocation in provincial PSDP, supporting demand for construction materials. For this reason, we forecast local cement demand to grow by 6%YoY in FY26.
- ❑ FATA/PATA regions have historically benefited from constitutional protections that provide tax and duty exemptions, allowing them to supply non-tax paid goods to the mainland. However gradual, increase in GST is a welcome move for steel and ghee manufacturers in the listed space, who are already grappling with low demand and declining gross margins, promoting a level playing field in the sector space.
- ❑ Tax credits on loans for housing construction is expected to provide modest relief to the struggling construction/real estate sector.
- ❑ The reduction in ACD and CD on finished products produced by domestic steel manufacturers is viewed as negative, potentially raising competition from importers, anticipated to erode gross profitability due to intensified pricing competition.

### Cement Sector vs. KSE100 Index



### Steel Sector vs. KSE100 Index



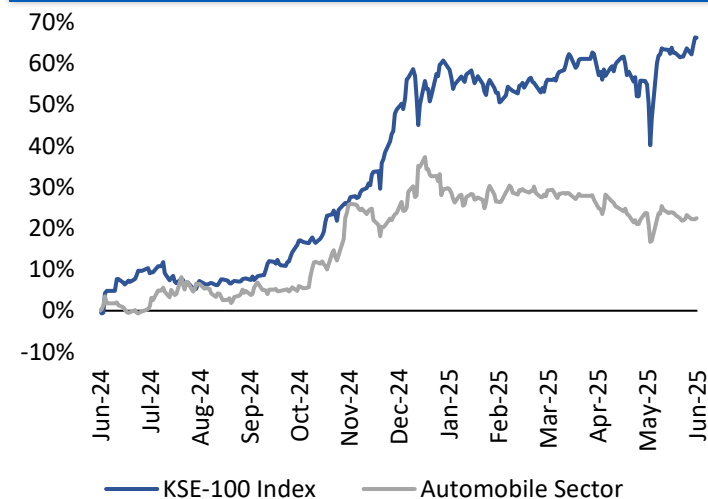
## Key Measures:

- ❑ Sales tax concession on Locally manufactured or assembled motorcars of cylinder capacity (upto 850cc at 12.5%) omitted and brought at par with the standardized rate of 18%.
- ❑ National Tariff Policy introduced, with gradual reduction in ACDs and RDs. i) ACDs will be gradually reduced to 0% (currently 7%) in 4 years, ii) RD will be reduced to 0% in 5 years (currently 15-90%).
- ❑ New Energy Vehicle Adoption Levy shall be imposed on all internal combustion engine motor vehicles, whether locally manufactured, assembled, or imported, at the following rates: 1% of the invoice price for vehicles with an engine capacity of less than 1,300cc, 2% of the invoice price for vehicles with an engine capacity between 1,300cc and 1,800cc, and 3% of the invoice price for vehicles with an engine capacity exceeding 1,800cc.

## Comments:

- ❑ Sales tax on vehicles with engine capacities below 850cc has increased from 12.5% to 18%, leading to higher end-consumer prices and potentially hindering growth in the economical vehicle segment.
- ❑ We anticipate a 22%/20%YoY growth in the auto sector for FY26 and FY27, respectively, compared to our earlier estimates of 21%/19%YoY.
- ❑ We believe local OEMs to adjust prices conservatively to address the widening gap with imported vehicles following reducing import duties. Consequently, local manufacturers will face margin compression over the next five years, as they try to balance between remaining price competitive.
- ❑ The newly introduced New Energy Vehicle Adoption Levy is expected to negatively impact the profitability of local OEMs, as manufacturers will be required to absorb the cost of the levy— for internal combustion engine (ICE) vehicles. This will adversely affect companies such as INDU, HCAR, SAZEW, GAL, and GHNI. However, HUBC is likely to benefit as the primary local partner for BYD's electric vehicles.

Automobiles Sector vs. KSE100 Index



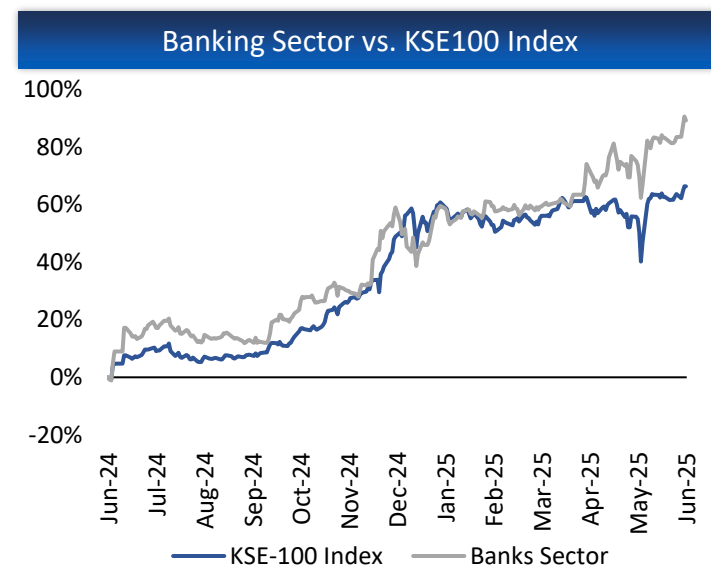
Source: PSX & AKD Research

### Key Measures

- ☐ Increase in tax rate on profit on debt to 20% from 15%.
- ☐ Increase in WHT on cash withdrawals by non-filers to 0.8% from 0.6%.
- ☐ Major efforts by the government to formalize the economy and promote a shift towards a cashless system.
- ☐ Government targets to raise a total of PKR2.0tn from Ijara Sukuks and Bai-Muajjal instruments.
- ☐ Stricter regulation on tax-allowable provisions.
- ☐ Depreciation of Right-of-Use assets and interest on finance leases under IFRS 16 disallowed as deductible expenses.

### Comments

- ☐ The increase in tax rate on profit on debt may discourage savings and term deposits, potentially hampering deposit growth.
- ☐ The increase in WHT on cash withdrawals by non-filers may reduce open-currency in circulation.
- ☐ Efforts by the government to move towards a more formal economy by restricting non-filers could lead to greater utilization of the formal banking channels, potentially generating deposit growth.
- ☐ Government's target to raise PKR2.0tn out of PKR2.66tn through Islamic instruments would benefit Islamic banks by providing them with greater investment opportunities.
- ☐ Stricter regulations on tax-allowable provisions would result in higher tax expenses due to potentially lower deductible provision amounts, although this is expected to normalize in the long run.
- ☐ This would result in any difference between the amount expensed and the allowable expense since the implementation of IFRS 16 (i.e., 2020) being netted off. If the amount expensed was greater than the allowable expense, the difference would be taxed in FY25. Conversely, if the amount expensed was less than the allowable expense, the difference would be allowed as a deduction in FY25.



Source: PSX & AKD Research

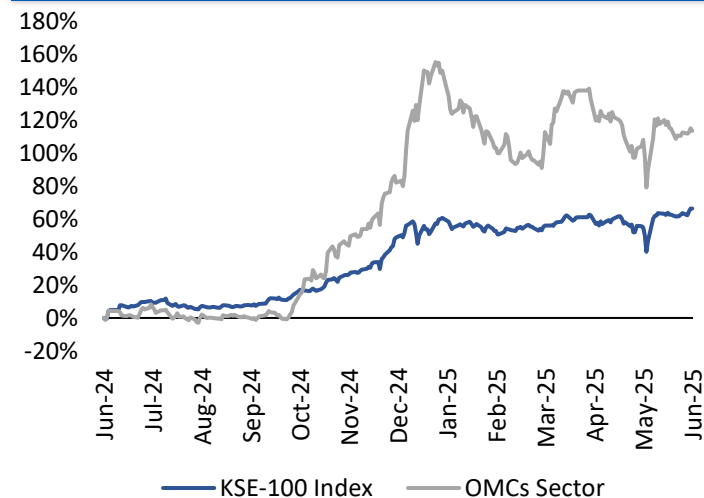
## Key Measures

- ❑ Petroleum Development Levy (PDL) collection target has been set at PkR1.47tn for FY26, up from the revised estimate of PkR1.16tn in FY25.
- ❑ New carbon levy introduced at PkR2.5/liter on MS, HSD and RFO for FY26, to be increased to PkR5.0/liter in FY27.
- ❑ Under the National Tariff Policy, ACD on petroleum products has been reduced to 0% (from 2%), including lubricants.
- ❑ Custom Duty on HSD, JP & LDO rationalized to 10% (from 11% previously).

## Comments

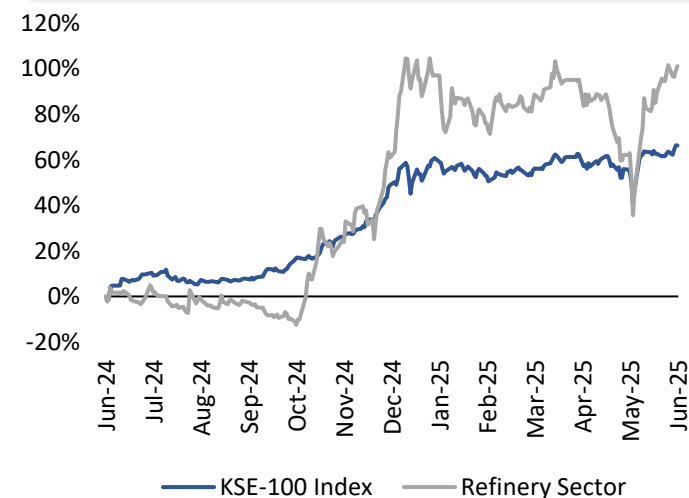
- ❑ The petroleum levy target seems attainable, assuming similar volumes for FY26 under the current PDL setting. However, upward movement in international oil prices could lead to significant price hikes from here-on, as the PDL is currently set at its highest level.
- ❑ The 2% reduction in ACD on petroleum products and the introduction of a carbon tax on fuel products are expected to offset each other and result in a neutral impact.
- ❑ The clearance of power sector circular debt through amendments in the NEPRA Act to fast-track the refinancing of previous overdue stock is expected to improve the overall liquidity position of the sector.

### OMCs Sector vs. KSE100 Index



Source: PSX & AKD Research

### Refinery Sector vs. KSE100 Index



Source: PSX & AKD Research



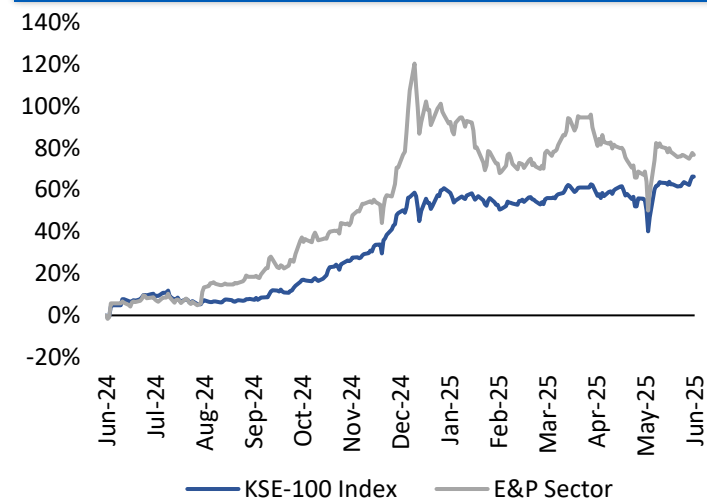
### Key Measures

- ❑ Planned competitive bidding rounds for offshore exploration blocks to take place during the year.
- ❑ The planned revision in petroleum policies aims to implement better pricing mechanisms, including changes to the policy for tight gas introduced in PP12, as outlined in the FM's speech.
- ❑ Subsidy to SNGPL for the diversion of RLNG to domestic consumers budgeted at nil for FY26 (vs. PKR10bn in FY25).

### Comments

- ❑ Introduction of bidding rounds for offshore blocks and the revision of petroleum policies are expected to significantly enhance the confidence of local and foreign E&P operators, possibly enhancing FDI and encouraging greater exploration efforts from the firms.
- ❑ The non-provision of a subsidy to SNGPL for the diversion of RLNG to domestic consumers in FY26 may be viewed as negative for both SNGPL and PSO.
- ❑ The clearance of power sector circular debt through amendments in the NEPRA Act to fast-track the refinancing of previous overdue stock is expected to improve the overall liquidity position of the sector.

E&P Sector vs. KSE100 Index



Source: PSX & AKD Research

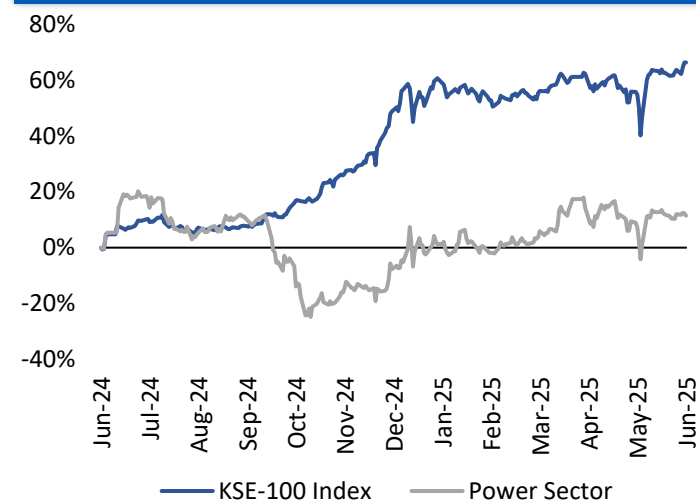
### Key Measures

- ❑ Power sector subsidy set at PkR1.04tn for FY26. Notably, tariff differential subsidy (TDS) for DISCOs, K-Electric and payment to IPPs stand at PkR250bn/125bn/95bn, respectively.
- ❑ Through the NEPRA act, govt' is aiming to introduce a Debt Sustainability Strategy (DSS), with a proposal under review to impose a 10% surcharge on electricity bills under the DSS framework, which will help manage debt servicing (principle + interest) effectively.

### Comments

- ❑ Power sector subsidy, albeit lower than previous year disbursement of PkR1.2tn, will keep the buildup of power sector arrears in check, standing as positive for entire energy chain.
- ❑ The introduction of debt servicing surcharge in electricity bills will help GoP watering down its liabilities taken on account of the refinancing plan of the power circular debt, while also keeping future buildup in arrears under check.

### Power Sector vs. KSE100 Index



Source: PSX & AKD Research



## Chemicals —Negative

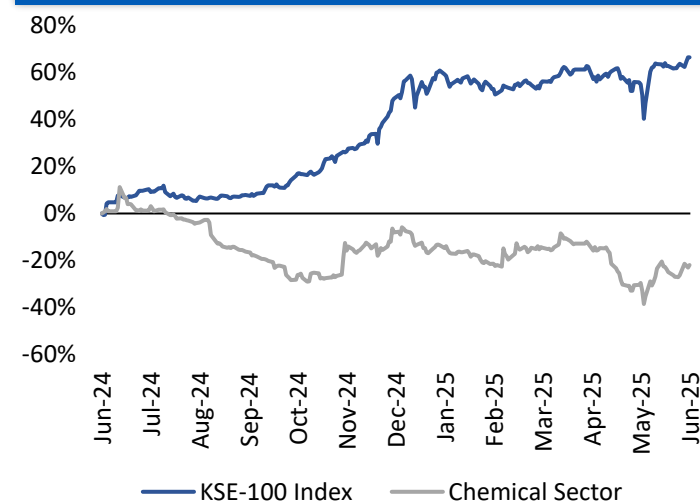
### Key Measures

- ❑ Reduction in tariffs of PVC, PTA, Caustic Soda, Hydrogen Peroxide, Soda Ash, and Polyester Yarn.
- ❑ Incremental increase in PSDP allocation to support construction activity.

### Comments

- ❑ We expect reduction in import duties to exert pressure on primary margins of local producers, thereby negatively affecting the overall profitability of chemical sector.
- ❑ Improvement in construction activity is expected to support demand, particularly for PVC and allied products, partially offsetting the margin pressure.

### Chemical Sector vs. KSE100 Index



Source: PSX & AKD Research



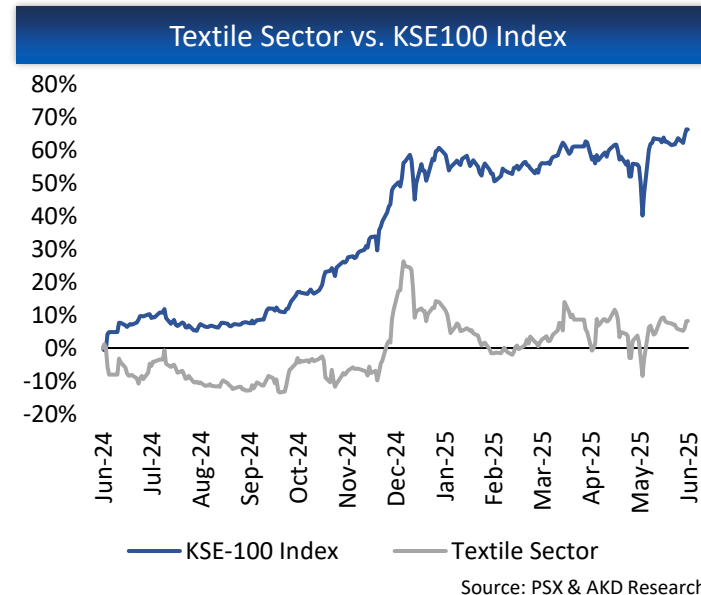
## Textile Sector — Neutral to Positive

### Key Measures

- ☐ Reduction in duties of input raw materials including cotton, yarn, woven fabrics, and related chemicals.
- ☐ No increase in minimum wage rate and higher subsidy allocation under the Export Finance Scheme (EFS).

### Comments

- ☐ We expect duty reductions on raw materials to be positive for value-added textile exporters (e.g., IMAGE), amid decline in their input cost. However, lower duties on yarn and woven fabrics would negatively impact the margins of spinners and weavers.
- ☐ Stable minimum wage supports margin preservation for textile manufacturers.
- ☐ Enhanced subsidies under EFS would support exporters' liquidity and enhance competitiveness, benefiting overall export proceeds.



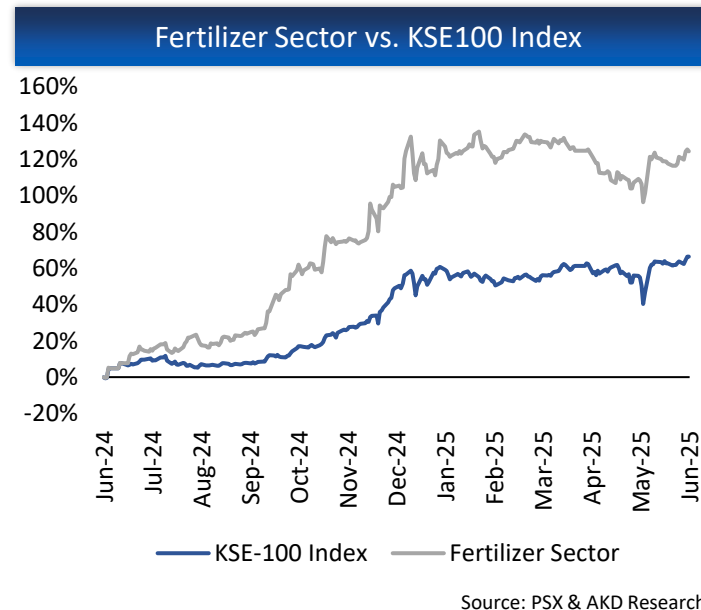
## Fertilizer — Neutral

### Key Measures

- ☐ Subsidy allocation for urea imports increased to PkR15bn and Kissan Package allocation raised to PkR7.0bn.
- ☐ Removal of subsidy for production and supply of urea fertilizer plants.
- ☐ Reduction in customs duty on seed imports.

### Comments

- ☐ We do not foresee utilization of the urea import subsidy, given elevated local inventory position.
- ☐ Removal of subsidy for production and supply of fertilizer plants would likely to reduce gas subsidies for RLNG-based producers, namely Pak Arab (FATIMA) and AGL; negative for both. However, broadly positive for the sector, as it would help control the excess supply in a high-inventory environment.
- ☐ Enhancement Kissan Package and reduction in seed prices are expected to improve farm economics, thereby supporting fertilizer demand.





**AKD Securities Limited**  
REC Holder & Registered Broker  
Pakistan Stock Exchange  

---

**PAKISTAN**

**AKD Research Team**

Muhammad Awais Ashraf, CFA  
Director Research  
Tel: (9221) 111 253 111 Ext: (693)  
awais.ashraf@akdsl.com

Muhammad Ali  
Sr. Investment Analyst  
Sector: OMCs, E&P, Power & Steel  
Tel: (9221) 111 253 111 Ext: (637)  
ali.muhammad@akdsl.com

Usama Rauf  
Investment Analyst  
Sector: Cement, Fertilizer, Chemical & Textile  
Tel: (9221) 111 253 111 Ext: (634)  
usama.rauf@akdsl.com

Osama Naeem  
Investment Analyst  
Automobile, Cement & IT  
Tel: (9221) 111 253 111 Ext: (602)  
osama.naeem@akdsl.com

Muhammad Kumail  
Investment Analyst  
Tel: (9221) 111 253 111 Ext: (646)  
muhammad.kumail@akdsl.com

Kamal Ahmed  
Technical Analyst  
Tel: (9221) 111 253 111 Ext: (603)  
kamal.ahmed@akdsl.com

Nasir Khan  
Research Production  
Tel: (9221) 111 253 111 Ext: (639)  
nasir.khan@akdsl.com

Muhammad Noman Mughal  
Research Production  
Tel: (9221) 111 253 111 Ext: (639)  
noman.mughal@akdsl.com

## Disclosure Section

Neither the information nor any opinion expressed herein constitutes an offer or a solicitation of an offer to transact in any securities or other financial instrument and is for the personal information of the recipient containing general information only. AKD Securities Limited (hereinafter referred as AKDS) is not soliciting any action based upon it. This report is not intended to provide personal investment advice nor does it provide individually tailored investment advice. This report does not take into account the specific investment objectives, financial situation/financial circumstances and the particular needs of any specific person. Investors should seek financial advice regarding the appropriateness of investing in financial instruments and implementing investment strategies discussed or recommended in this report and should understand that statements regarding future prospects may not be realized. AKDS recommends that investors independently evaluate particular investments and strategies and it encourages investors to seek the advice of a financial advisor.

The appropriateness of a particular investment or strategy will depend on an investor's individual circumstances and objectives. The securities or strategies discussed in this report may not be suitable for all investors, and certain investors may not be eligible to purchase or participate in some or all of them.

Reports prepared by AKDS research personnel are based on public information. AKDS makes every effort to use reliable, comprehensive information, but we make no representation that it is accurate or complete. Facts and views presented in this report have not been reviewed by and may not reflect information known to professionals in other business areas of AKDS including investment banking personnel. AKDS has established information barriers between certain business groups maintaining complete independence of this research report.

This report has been prepared independently of any issuer of securities mentioned herein and not in connection with any proposed offering of securities or as agent of any issuer of any securities. Neither AKDS, nor any of its affiliates or their research analysts have any authority whatsoever to make any representation or warranty on behalf of the issuer(s). AKDS Research Policy prohibits research personnel from disclosing a recommendation, investment rating, or investment thesis for review by an issuer prior to the publication of a research report containing such rating, recommendation or investment thesis.

We have taken all reasonable care to ensure that the information contained herein is accurate, up to date, and complies with all prevailing Pakistani legislations. However, no liability can be accepted for any errors or omissions, or for any loss resulting from the use of the information provided as any data and research material provided ahead of an investment decision are for information purposes only. We shall not be liable for any errors in the provision of this information, or for any actions taken in reliance thereon. We reserve the right to amend, alter, or withdraw any of the information contained in these pages at any time and without notice. No liability is accepted for such changes.

## Stock Ratings

Investors should carefully read the definitions of all ratings used in each research report. In addition, research reports contain information carrying the analyst's view and investors should carefully read the entire research report and not infer its contents from the rating ascribed by the analyst. In any case, ratings or research should not be used or relied upon as investment advice. An investor's decision to buy, sell or hold a stock should depend on individual circumstances and other considerations. AKDS uses a three tier rating system: i) Buy, ii) Neutral and iii) Sell with total returns (capital upside + dividend yield) benchmarked against the expected one year forward floating (variable) risk free rate (10yr PIB) plus risk premium.

## Valuation Methodology

To arrive at our period end target prices, AKDS uses different valuation techniques including:

- Discounted Cash Flow (DCF, DDM)
- Relative Valuation (P/E, P/B, P/S etc.)
- Equity & Asset return based methodologies (EVA, Residual Income etc.)

## Analyst Certification of Independence

The analysts hereby certify that their views about the companies and their securities discussed in this report are accurately expressed and that they have not received and will not receive direct or indirect compensation in exchange for expressing specific recommendations or views in this report.

The research analysts, strategists or research associates principally having received compensation responsible for the preparation of this AKDS research report based upon various factors including quality of research, investor client feedback, stock picking, competitive factors and firm revenues.

## Disclosure of Interest Area

AKDS and the authoring analyst do not have any interest in any companies recommended in this research report irrespective of the fact that AKD Securities Limited may have, within the last three years, served as manager or co-manager of a public offering of securities for, or currently may make a primary market in issues of, any or all of the entities mentioned in this report or may be providing, or have provided within the previous 12 months, significant advice or investment services in relation to the investment concerned or a related investment.

## Regional Disclosures (Outside Pakistan)

The information provided in this report and the report itself is not intended for distribution to, or use by, any person or entity in any jurisdiction or country where such distribution or use would be contrary to law or regulation or which would subject AKDS or its affiliates to any registration or licensing requirements within such jurisdiction or country.

Furthermore, all copyrights, patents, intellectual and other property in the information contained in this report are held by AKDS. No rights of any kind are licensed or assigned or shall otherwise pass to persons accessing this information. You may print copies of the report or information contained within herein for your own private non-commercial use only, provided that you do not change any copyright, trade mark or other proprietary notices. All other copying, reproducing, transmitting, distributing or displaying of material in this report (by any means and in whole or in part) is prohibited.

For the United States

## Compliance Notice.

This research report prepared by AKD Securities Limited is distributed in the United States to Major US Institutional Investors (as defined in Rule 15a-6 under the Securities Exchange Act of 1934, as amended) only by Decker & Co, LLC, a broker-dealer registered in the US (registered under Section 15 of Securities Exchange Act of 1934, as amended). All responsibility for the distribution of this report by Decker & Co, LLC in the US shall be borne by Decker & Co, LLC. All resulting transactions by a US person or entity should be effected through a registered broker-dealer in the US. This report is not directed at you if AKD Securities Limited or Decker & Co, LLC is prohibited or restricted by any legislation or regulation in any jurisdiction from making it available to you. You should satisfy yourself before reading it that Decker & Co, LLC and AKD Securities Limited are permitted to provide research material concerning investment to you under relevant applicable legislations and regulations.

## New Rating Definitions

Buy > 15% expected total return

Neutral > 0% to < 15% expected total return

Sell < 0% expected total return



**AKD Securities Limited**  
602, Continental Trade Centre,  
Clifton Block 8, Karachi, Pakistan.  
research@akdsl.com